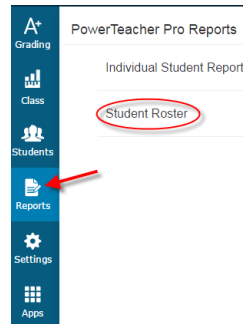


## How to print class lists from PowerTeacher Pro

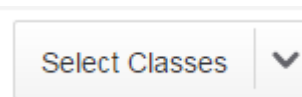
### How to print class lists from PowerTeacher Pro:

From within PowerTeacher Pro, click on Reports on the left-hand menu.

Then select Student Roster.

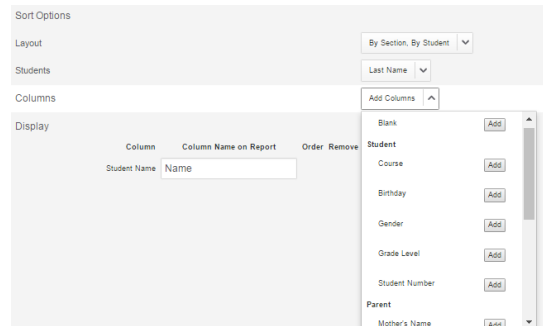


Select the class(es) you would like to print.



Set any sort options you would like to use, and add columns from the list provided by clicking the Add button.

Several Blank columns can be added to the roster list.



Click the Run Report button and a .pdf document will be created.



Student Roster Report									
Name							Phone	Course	
Anderson, Katherine							(508) 456-7433	2(A) Mathematics 9	
Berube, Sebastian							(508) 440-8731	2(A) Mathematics 9	
Brown, Alexander							(508) 357-3557	2(A) Mathematics 9	
Carpenter, Ryan							(508) 258-0404	2(A) Mathematics 9	
Clark, Jayden							(508) 357-4534	2(A) Mathematics 9	
Crimmell, Zachary							(508) 470-8358	2(A) Mathematics 9	
Cramer, Joseph							(508) 258-7479	2(A) Mathematics 9	
Ellen, Kyle							(508) 258-7174	2(A) Mathematics 9	
Evans, Ben							(508) 258-7174	2(A) Mathematics 9	